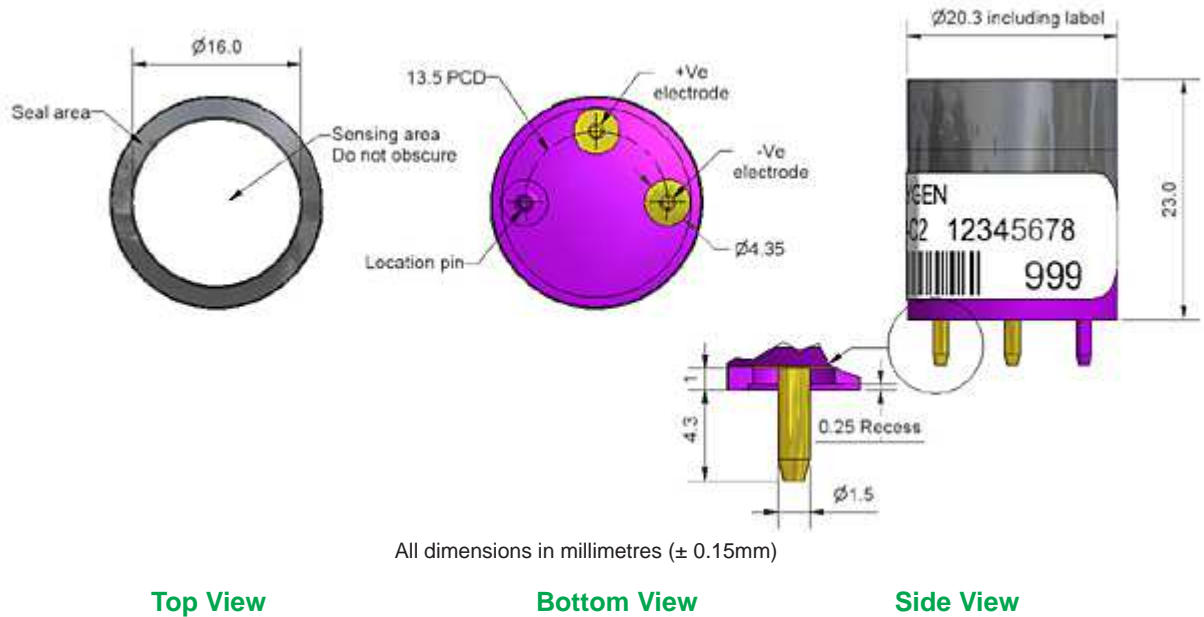




# O2-C2 Oxygen Sensor



**Figure 1 O2-C2 Schematic Diagram**



# Technical Specification

Our (patent pending) O2-C2 includes protection from the rough environment of flue gases, necessary for long sensor lifetime.

## PERFORMANCE

Output	$\mu\text{A}$ @ 20.9% $\text{O}_2$	80 to 120
Response time	$t_{90}$ (s) from 20.9% to 0% $\text{O}_2$	< 50
Zero current	$\mu\text{A}$ in $\text{N}_2$	< 2.5
Linearity	% $\text{O}_2$ deviation @ 10% $\text{O}_2$	-0.6

## LIFETIME

Output drift	% change in output @ 3 months	< 1
Operating life	months until 85% original output of 20.9% $\text{O}_2$	> 24

## ENVIRONMENTAL

Humidity sensitivity	% $\text{O}_2$ change: 0% to 95% rh @ 40°C	< 0.7
$\text{CO}_2$ sensitivity	(% change $\text{O}_2$ reading) / % $\text{CO}_2$ @ 5% $\text{CO}_2$	0.1
Pressure sensitivity	(% change of output)/(% change of pressure) @ 20kPa	< 0.1

## KEY SPECIFICATIONS

Temperature range	°C	-30 to 55
Pressure range	kPa	80 to 120
Humidity range	% rh non-condensing (0 to 99% rh short term)	5 to 95
Storage period	months @ 3 to 20°C (store in sealed pot, open circuit)	6
Load resistor	$\Omega$ (recommended)	47 to 100
Weight	g	< 18



At the end of the product's life, do not dispose of any electronic sensor, component or instrument in the domestic waste, but contact the instrument manufacturer, Alphasense or its distributor for disposal instructions.

**NOTE:** all sensors are tested at ambient environmental conditions, with 47 ohm load resistor, unless otherwise stated. As applications of use are outside our control, the information provided is given without legal responsibility. Customers should test under their own conditions, to ensure that the sensors are suitable for their own requirements.



# O2-C2 Performance Data

# Technical Specification

**Figure 2 Temperature Dependence in Air**

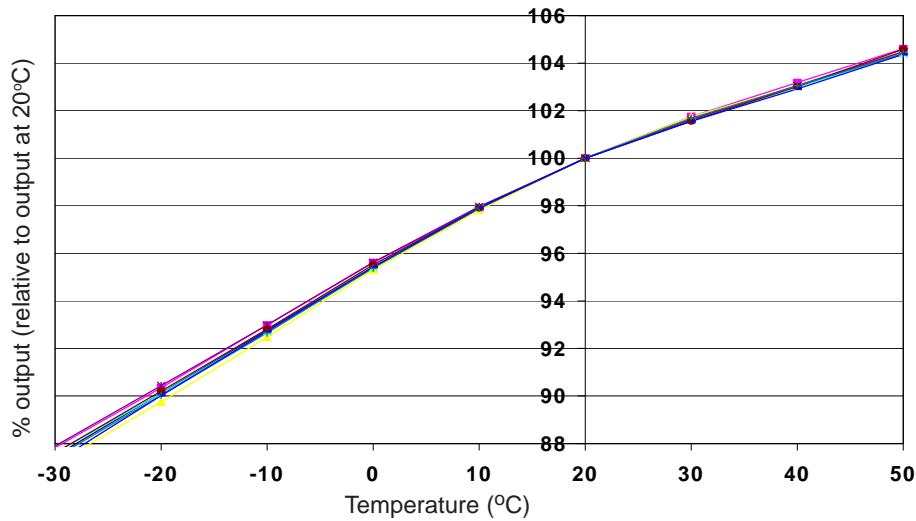
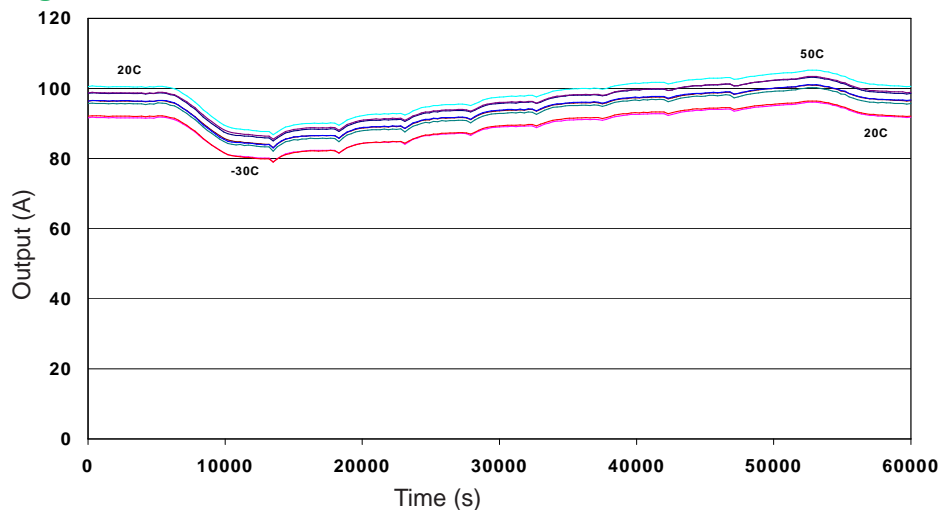


Figure 2 shows the very repeatable variation in sensitivity caused by changes in temperature.

This data is taken from a typical batch of sensors.

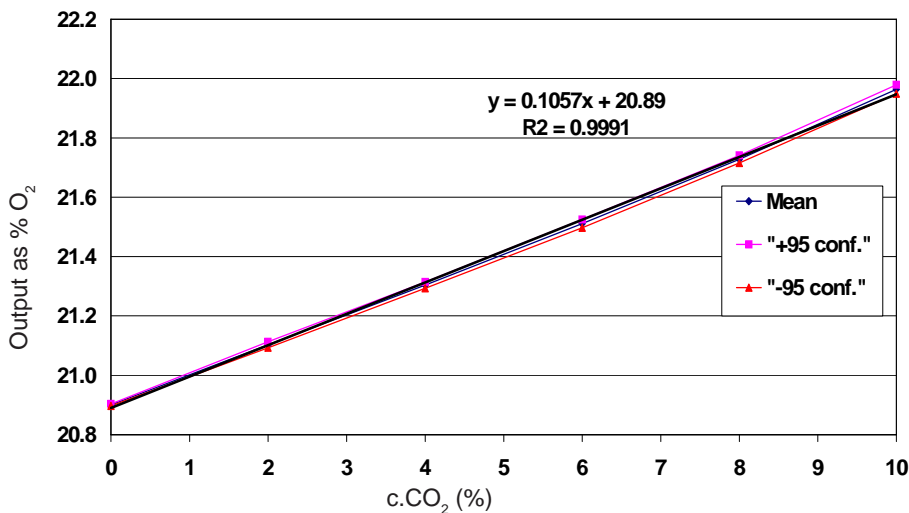
**Figure 3 Thermal Transient Performance**



This time trace follows eight sensors' progress as they are first cooled to -30°C, then thermally stepped to +50°C before finally returning to 20°C.

As the O2-C2 experiences rapid temperature changes. The lack of thermal transients avoids false alarms, even when cooled from +20°C to -30°C.

**Figure 4 Carbon Dioxide Response**



Carbon dioxide increases the diffusion rate of oxygen, increasing the apparent oxygen concentration.

When oxygen concentration is held constant, CO<sub>2</sub> increases the oxygen signal by 10.6% of the CO<sub>2</sub> concentration.

For further information on the performance of this sensor, on other sensors in the range or any other subject, please contact Alphasense Ltd. For Application Notes visit "[www.alphasense.com](http://www.alphasense.com)".

*In the interest of continued product improvement, we reserve the right to change design features and specifications without prior notification. The data contained in this document is for guidance only. Alphasense Ltd accepts no liability for any consequential losses, injury or damage resulting from the use of this document or the information contained within. (©ALPHASENSE LTD) Doc. Ref. O2-C2/SEPT15*